

A Child is a Child

SNAPSHOT: California
Children's Health



LGBTQ+ Youth Health & Wellbeing

We know that when children are healthy, they are more likely to succeed in school and in life. That's why The Children's Partnership works to level the playing field so that children from historically marginalized communities have the resources and opportunities they need to thrive.

This infographic, the third in a series, provides an overview of key LGBTQ+ youth health facts in California to inform the work ahead. Now more than ever, we must work together to make California the best state to raise healthy, thriving children.

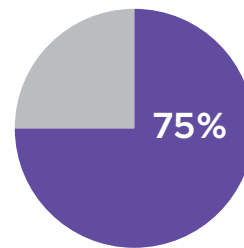



MASKED HEALTH INEQUITIES

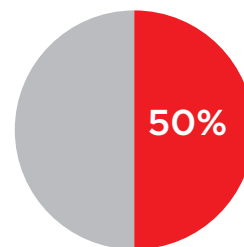
California must do more to collect data specific to LGBTQ+ youth to more fully understand the structural disadvantages and inequities that impact the health of LGBTQ+ youth. This includes data on health care access and coverage, food access and insecurity, poverty measures, and child welfare and juvenile justice systems. With accurate data, programs and policies can be put in place to improve the chances for LGBTQ+ youth to have every opportunity to live healthy, safe, successful lives as youth and as adults.

POPULATION

At least **1 in 10** youth enrolled in California's public middle and high schools **IDENTIFY** as **LGBTQ+**.




Of these youth, **OVER 75%** are **BLACK, INDIGENOUS, and PEOPLE of COLOR (BIPOC)**.



LATINX youth make up a large share of LGBTQ+ youth: **1 in 2** students who identify as LGBTQ+ are Latinx.

CHILD WELLBEING



ACEs are **ADVERSE CHILDHOOD EXPERIENCES** of traumatic or stressful life events before the age of eighteen. LGB individuals report disproportionately higher prevalence of ACEs. **41.6%** report **4 OR MORE ACEs** compared to **25.3%** for heterosexual individuals.

Over **80%** of LGBTQ+ BIPOC youth in California have experienced **RACISM AND RACIAL PREJUDICE**.

SCHOOL CLIMATE

In California, LGBTQ+ youth are **2X** as likely as non-LGBTQ+ youth to **MISS SCHOOL BECAUSE THEY DO NOT FEEL SAFE**. Only about **1 in 3** transgender youth feel safe in school compared to **OVER 60%** of non-transgender youth.



Only about **4 in 10** transgender youth and **1 in 2** LGB youth report the presence of **CARING ADULT RELATIONSHIPS IN SCHOOL** compared to **OVER 60%** of non-LGBT youth.



CHILD WELFARE



LGBTQ+ youth are **3X** more likely to live in a **FOSTER HOME OR GROUP CARE**, or awaiting placement than non-LGBTQ+ youth.



JUVENILE JUSTICE

Nationally, the percentage of **INCARCERATED** LGBTQ+ youth is

DOUBLE that of LGBTQ+ youth in the general population.

Among California's incarcerated youth, about **1 in 10 BOYS** and **1 in 2 GIRLS** are LGBTQ+. **OVER 90%** are **BIPOC**.

MENTAL HEALTH



LGBTQ+ youth are **2X** more likely to cite feeling **SAD, HOPELESS, OR ANXIOUS** as a reason for missing school than non-LGBTQ+ youth. Over **1 in 2** LGBTQ+ youth report feelings of chronic sadness.

LGBTQ+ youth are **3X** more likely than non-LGBTQ+ youth to report contemplating **SUICIDE**. Over **1 in 2**

transgender youth report contemplating **SUICIDE** compared to about **15%** of non-transgender youth.

HOMELESSNESS



Compared to non-LGBTQ youth, California LGBTQ+ youth are roughly **TWICE AS LIKELY** to experience **HOMELESSNESS** and living in **UNSTABLE HOUSING**, like sharing a home with more than one family, living with relatives, or staying at a hotel, shelter, campground or other kind of transitional or temporary housing.



► www.allinforhealth.org ► www.childrenspartnership.org

© The Children's Partnership, June 2020



The data on this fact sheet draws from various surveys and reports, some of which allow for estimates that are representative of California's youth population. Unless otherwise stated, the data in this fact sheet is specific to California youth ages 11-17. For complete citations and explanation of sources, please visit: bit.ly/ACHildIsACHild