

A Child is a Child

SNAPSHOT: California
Children's Health



Latinx Children's Health

We know that when children are healthy, they are more likely to succeed in school and in life. That's why The Children's Partnership works to level the playing field so that children from historically marginalized communities have the resources and opportunities they need to thrive.

This infographic, the fourth in a series, provides an overview of key child health facts in California and nationally to inform the work ahead. Now more than ever, we must work together to make California the best state to raise healthy, thriving children.

MASKED HEALTH INEQUITIES



Latinx children and families represent a diverse population that includes an array of ethnic, racial, and intersecting identities. An accurate picture of the health of Latinx children in California is difficult without accurate and detailed data that highlight the experiences of Latinx subgroups and identities. For example, the outcomes of indigenous Latinx people, like Mixtecos, are often overlooked because of a lack of data that highlights their unique needs. The data in this fact sheet presents data on Latinx children as a whole because of the lack of publicly-available granular ethnicity and race data. In the future, more granular data could unmask hidden health disparities in order to inform the development and targeting of interventions that improve health.

ECONOMIC WELLBEING



Nearly **1 in 4** Latinx children experience **POVERTY** compared to 1 in 6 of all children.

More than **50%** of households with Latinx children are burdened by **HOUSING & UTILITY COSTS**.

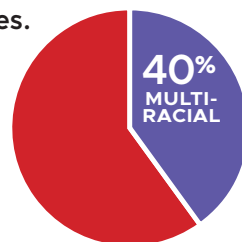
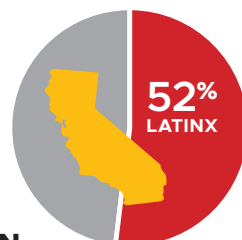
POPULATION

There are **4.7 MILLION LATINX** children and youth in California, making up slightly **OVER HALF** of the state's population under 18.



OVER HALF of California's Latinx children, or **2.6 MILLION**, have at least one parent who was born outside of the United States.

Of Latinx children, about **1.9 MILLION IDENTIFY WITH TWO OR MORE RACES**. Latinx children also identify as Black or African American (43,000), Native American (41,000), and Asian American (22,000).

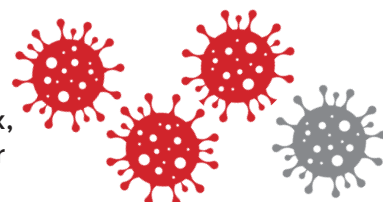


FOOD ACCESS

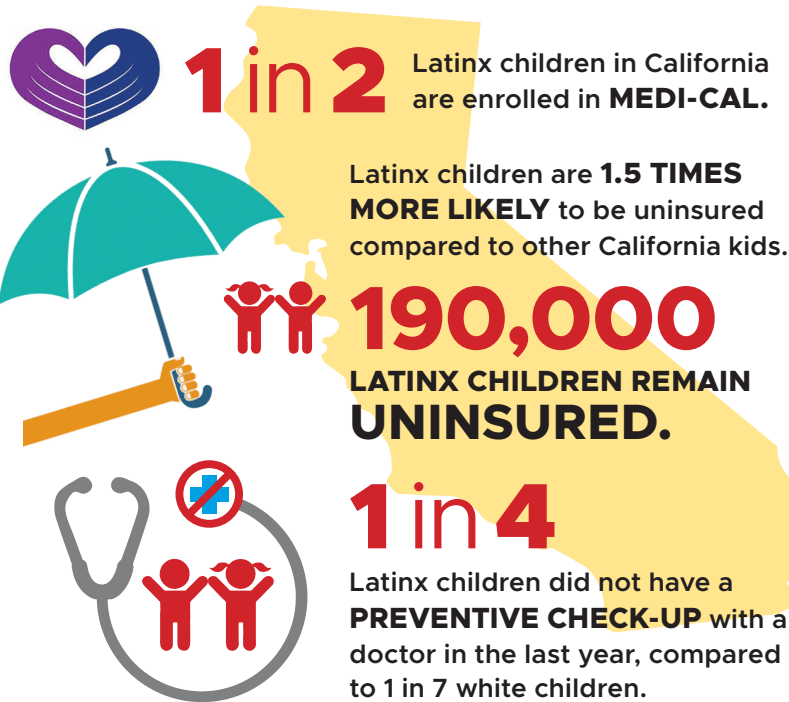
Latinx households with children are **TWICE AS LIKELY** in CA to be experiencing **FOOD INSECURITY** during the **PANDEMIC** than white households with children.

COVID-19

Nearly **75%** of children & youth diagnosed with COVID-19 are Latinx, even though they make up just over half of the state's population.



HEALTH COVERAGE AND ACCESS



MENTAL HEALTH



Nearly **1 in 3** Latinx youth reported **DEPRESSION-RELATED** feelings in the past year compared to slightly over 1 in 4 white children.


Latinx youth mental health **HOSPITALIZATIONS** rose **86%** between 2007 and 2014, compared to a 21% increase among white youth.

Latina youth are more likely to consider **SUICIDE** than their male counterparts and white female youth. Over **1 in 3** Latina youth has considered suicide and nearly **1 in 7** Latina youth have attempted suicide. For lesbian, bisexual and queer Latina youth, the reality is even worse: **NEARLY HALF** has considered suicide; and **1 in 3** lesbian, bisexual, and queer Latina youth attempted suicide.



ORAL HEALTH

Latinx children in California experience **ORAL HEALTH PROBLEMS** at nearly **TWICE THE RATE** of white children.



ENVIRONMENTAL POLLUTION



Latinx children make up **4 in 5** children living in CA census tracts impacted by the highest environmental pollution burdens.

14% of Latinx children have been diagnosed with asthma, compared to 11% of white children.

Over **HALF** of students enrolled at schools with unsafe drinking water are Latinx.



DIGITAL ACCESS

Almost **500,000** California Latinx children live in households **WITHOUT** a broadband connected device, compared to less than 150,000 white children.



HEALTH CARE FOR ALL FAMILIES

A PROJECT OF
The Children's Partnership

► www.allinforhealth.org ► www.childrenspartnership.org ► www.lchc.org

IN PARTNERSHIP WITH:

LCHC

LATINO COALITION FOR A HEALTHY CALIFORNIA



All data in this fact sheet is from California. The Children's Partnership collected California Latinx children's data in this fact sheet from multiple sources including the U.S. Census Bureau's 2018 American Community Survey one-year population estimates, KidsData.org, the 2019 High School Youth Risk Behavior Survey, and others. All numbers in this fact sheet have been rounded to the nearest whole number. Full citations for all data can be found at: bit.ly/ACHildsACHild

© The Children's Partnership, October 2020